

# Give Thanks

KIM SCHAEFER

**a**  
100  
*years*



Autumn Bounty Quilt designed by: **Kim Schaefer**

Quilt Size: **60" x 84"** • Skill Level: **Beginner**

andover  makower uk

Free Pattern Download Available  
1384 Broadway, 24TH Floor, New York, NY 10018  
Tel. (800) 223-5678 • [andoverfabrics.com](http://andoverfabrics.com)

9/15/22

# Autumn Bounty Quilt

Introducing Andover Fabrics new collection: **GIVE THANKS** by Kim Schaefer

Quilt designed by Kim Schaefer



Quilt finishes 60" x 84"

Block size: 12" x 12"

*Pumpkins, sunflowers, and fall leaves are the focus of this colorful throw. The easy-peasy piecing makes this perfect for someone's first full-size quilt project. For anyone who enjoys playing with fabrics, the pattern allows total freedom in choosing the combination for each block.*

## Cutting Directions

**Note:** Read assembly directions before cutting patches. All measurements are cut sizes and include 1/4" seam allowances. WOF designates the width of fabric from selvedge to selvedge (approximately 43" wide).

### Cutting for ONE block:

#### Big Print 1:

Cut (1) center square 4 1/2"

#### Big Print 2:

Cut (2) strips 2 1/2" x 12 1/2"

Cut (2) strips 2 1/2" x 8 1/2"

#### Small Print 1:

Cut (2) strips 1 1/2" x 8 1/2"

Cut (2) strips 1 1/2" x 6 1/2"

#### Small Print 2:

Cut (2) strips 1 1/2" x 6 1/2"

Cut (2) strips 1 1/2" x 4 1/2"

### Cutting for the Quilt

#### 16 Big Prints

Cut strips as described in Cutting for ONE Block (enough to make 35 blocks)

#### 11 Small Prints

Cut strips as described in Cutting for ONE Block (enough to make 35 blocks)

#### Binding

Cut (8) strips 2 1/2" x WOF for binding

#### Backing

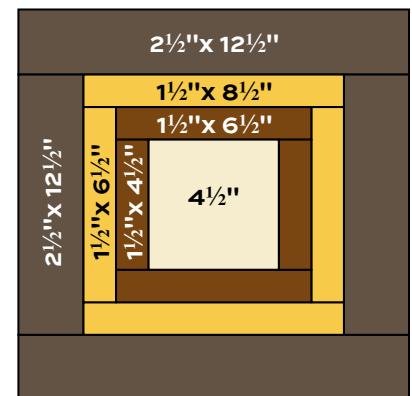
Cut (2) lengths 35" x 94", pieced to fit quilt top with overlap on all sides

## Fabric Requirements

		Yardage	Fabric
<b>16 Big Prt.</b>	blocks	3/8 yard each	
	659-K	659-L	660-K 660-L
	660-O	661-G	661-K 661-L
	662-K	662-L	662-N 663-K
	663-N	664-G	664-K 665-N
<b>11 Small Prt.</b>	blocks	1/4 yard each	
	663-L	664-L	665-G 665-L
	665-O	665-Y	CS-10-Ginger
	CS-10-Margarita		CS-10-Paprika
	CS-10-Spice		CS-10-Terracotta
<b>Binding</b>		5/8 yard	CS-10-Black
<b>Backing</b>		5 1/2 yards	659-K

## Making the Quilt

1. The blocks are scrappy, so feel free to substitute prints to make combinations as you wish. Generally, the center square and 2 1/2"-wide outer strips are cut from the big prints. However, feel free to alter that. The 1 1/2"-wide strips are mostly cut from the small prints. Choose 4 prints for each block, keeping in mind that most blocks are made with a combination of light, medium, and dark prints. If you prefer to make the quilt as shown, refer to the quilt photograph for fabric placement.
2. Referring to the Block Diagram, sew the strips around the center square. Press all seam allowances away from the center. The block should measure 12 1/2" square from edge to edge. Make 35 blocks.
3. Referring to the Quilt Diagram, arrange the blocks in 7 rows of 5 blocks each. Be careful to distribute the prints so that no fabric touches itself. Once you are satisfied with the arrangement, join the blocks into rows. Press seam allowances between blocks in opposite directions in alternating rows. Finally, join the rows. Press seam allowances between the rows in one direction or open.



Block - Make 35

## Finishing the Quilt

4. Layer the quilt with batting and backing and baste. Quilt in the ditch around patches. Quilt around the printed motifs as you wish. Or, quilt an overall pattern from edge to edge. Bind to finish the quilt.



Quilt Diagram

# Give Thanks

KIM SCHAEFER



659-K



659-L



660-K



660-L



660-O



661-G



661-K



661-L



662-K



662-L



662-N




663-K




663-L




663-N



664-G



664-K



664-L



665-G



665-L



665-N



665-O



665-Y

All fabrics are used in quilt pattern.

Fabrics shown are 25% of actual size.

Additional fabric from Century Solids by Andover Fabrics



CS-10-Black



CS-10-Ginger



CS-10-Margarita



CS-10-Paprika



CS-10-Spice



CS-10-Terracotta

Free Pattern Download Available  
1384 Broadway, 24TH Floor, New York, NY 10018  
Tel. (800) 223-5678 • andoverfabrics.com